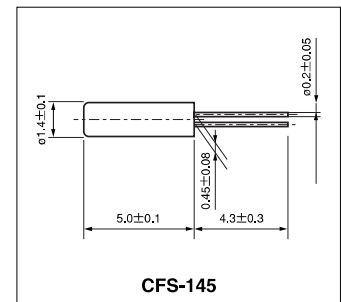
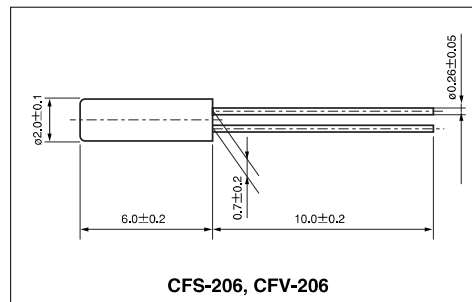
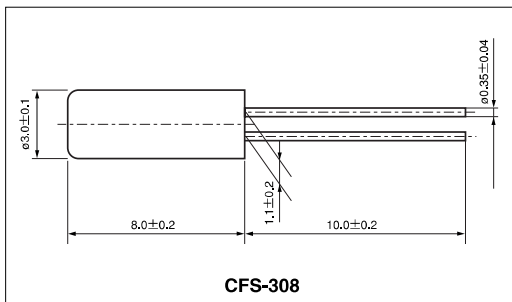


FEATURES

- Best suited for portable devices with low current consumption.
- For a clock source in digital equipment.

DIMENSION [mm]



STANDARD SPECIFICATIONS

Item	Model	CFS-308	CFS-206	CFS-145	CFV-206	Conditions
Nominal Frequency	f_0	32.768kHz			30kHz~100kHz	Need to contact us for the available frequency in CFV-206
Frequency Tolerance	$\Delta f/f_0$	$\pm 20\text{ppm}$			$\pm 30\text{ppm}$	at 25°C
Load capacitance	C_L	12.5pF		8.0pF	12.5pF	Need to specify your requirement
Operating Temperature Range	T_{OPR}	-20°C ~ +70°C				
Storage Temperature Range	T_{STR}	-40°C ~ +85°C				
Turnover Temperature	T_M	25°C \pm 5°C				See figure 2 in P4
Temperature Coefficient	β	-0.034 \pm 0.006ppm/°C ²				
Motional (series) resistance	R_1	35KΩ Max.		40KΩ Max.	50KΩ Max.	at 25°C
Level of drive	D_L	1 μW Max.				
Aging (first year)	$\Delta f/f_0$	$\pm 3\text{ppm Max.}$			$\pm 5\text{ppm Max.}$	25°C \pm 3°C
Quality Factor	Q	85000 Typ.	70000 Typ.	85000 Typ.	70000~100000 Typ.	Depend on frequency
Shunt capacitance	C_0	1.6pF Typ.	1.35pF Typ.	1.00pF Typ.	0.8~1.7pF Typ.	Depend on frequency